


# HAND TROLLEY **MIGHTY TOUGH**

Mighty Tough by name, Mighty Tough by nature – suitable for loads up to 300kg, Richmond's versatile hand trolley is designed for long term heavy duty use. Built to last, the frame is manufactured using heavy duty steel pipe (not 1 inch wall tube) and designed using Richmond's 50 plus years of material handling experience. Heavy duty 3 piece steel rim pneumatic wheels with precision ball bearings are the answer for absorbing rough ground, protecting the load and ensuring safe and efficient use day in day out.


Optional 300mm diameter wide treaded pneumatic wheels suitable for use on a variety of surfaces including soft ground. Puncture proof wheels are also available to suit Richmond's Mighty Tough Hand Trolley.

## Specifications

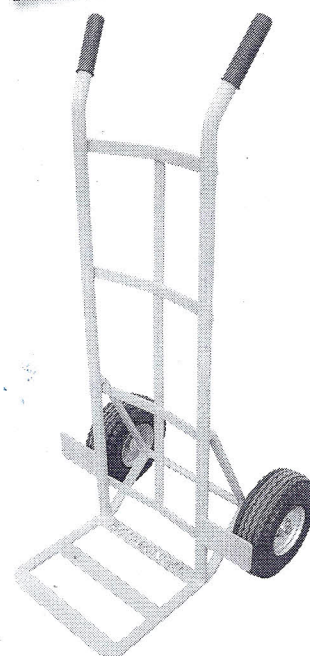
Model	Capacity	Trolley Size	Toe Plate Size	Wheel Type	Tyre Size
Model Number	kg	mm	mm	type	mm
HTHS1019	300	1180x370	350(W)x280(L)	Pneumatic	410x3.50x4
HTHS1020	300	1180x370	350(W)x280(L)	Pneumatic	13x5.00x6
<b>Puncture Proof Wheel Model</b>					
HTHS1021	300	1180x370	350(w)x280(L)	Puncture Proof	410x3.50x4




**OPTIONAL  
PUNCTURE PROOF  
WHEELS AVAILABLE**



**HTHS1020  
OPTIONAL WIDE  
TREAD WHEELS**



**HTHS1019**



**Heavy Duty  
Pneumatic Wheels**