

# Camellia

The Camellia brings a perfect balance of elegance and comfort to any space. With its curved seat, it offers a cozy yet professional feel - ideal for welcoming guests. The three different base types add a touch of sophistication and durability, making it a stylish addition to modern offices, reception areas, or collaborative spaces. Its clean, minimalist design ensures it complements a wide range of interiors effortlessly.

## Features

Modern soft seating visitor chair, suitable for a variety of spaces.

High density foam provides comfortable, supportive cushioning.

Three base styles available.

Sled: Metal sled base, powdercoated in black.

Timber: Natural ash timber frame.

Castor: Metal 5-star base, powdercoated in black, with 50mm hooded castors and a black height-adjustable mechanism.

Tailored upholstery finish using Knight's soft Reef fabric - available in nine colours.

Quickship option available in Reef Grey Mist, shipped in 48 hours.

Custom upholstery option available. Contact the team for more information (1.5m of fabric required).

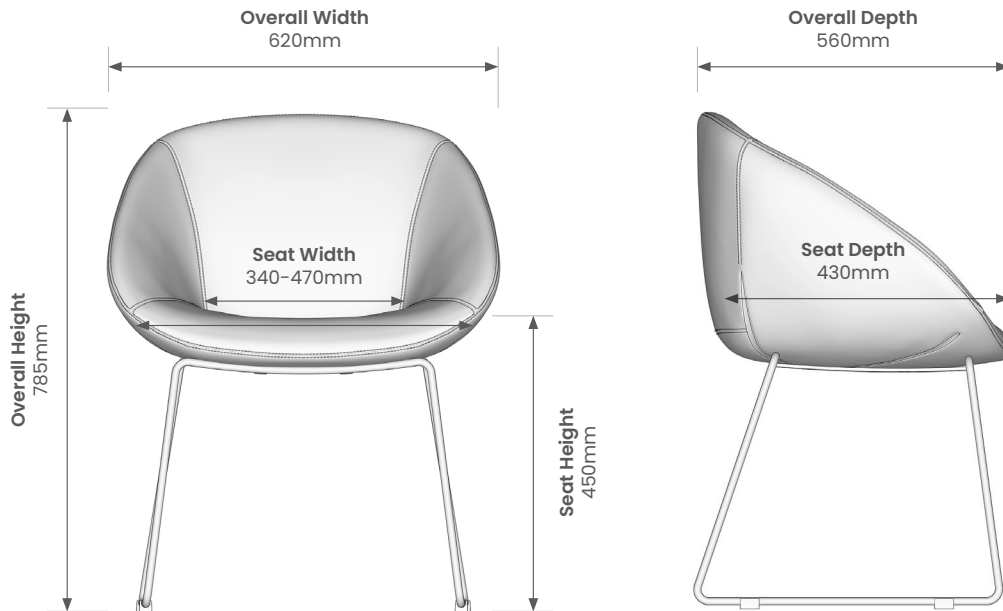


|                   | Sled      | Timber    | Castor    |
|-------------------|-----------|-----------|-----------|
| <b>Seat H:</b>    | 450mm     | 450mm     | 465-520mm |
| <b>Seat W:</b>    | 340-470mm | 340-470mm | 340-470mm |
| <b>Seat D:</b>    | 430mm     | 430mm     | 430mm     |
| <b>Overall W:</b> | 620mm     | 620mm     | 640mm     |
| <b>Overall D:</b> | 560mm     | 560mm     | 640mm     |
| <b>Overall H:</b> | 785mm     | 785mm     | 785-840mm |

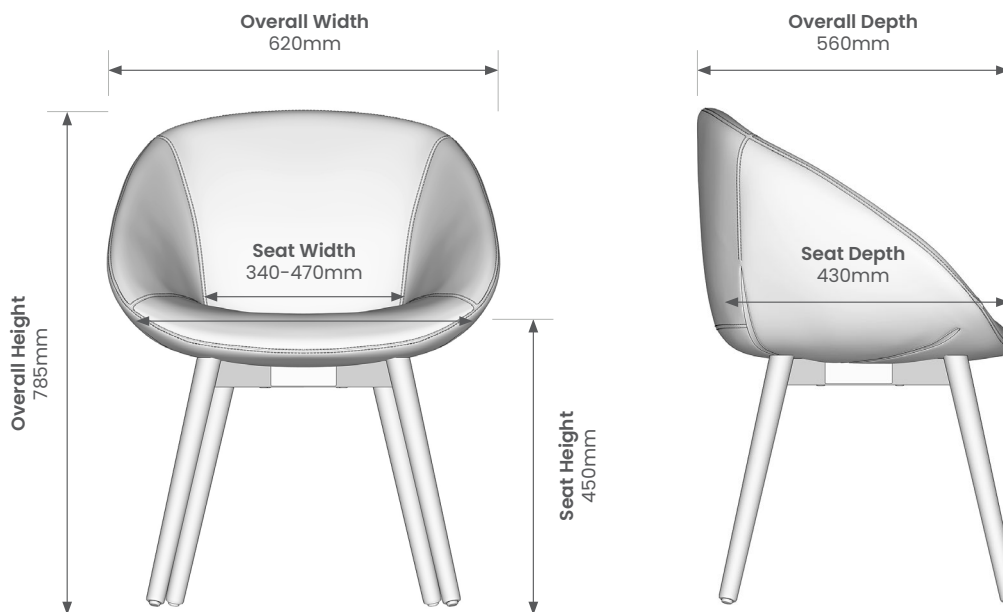


# Dimensions

## Camellia Sled

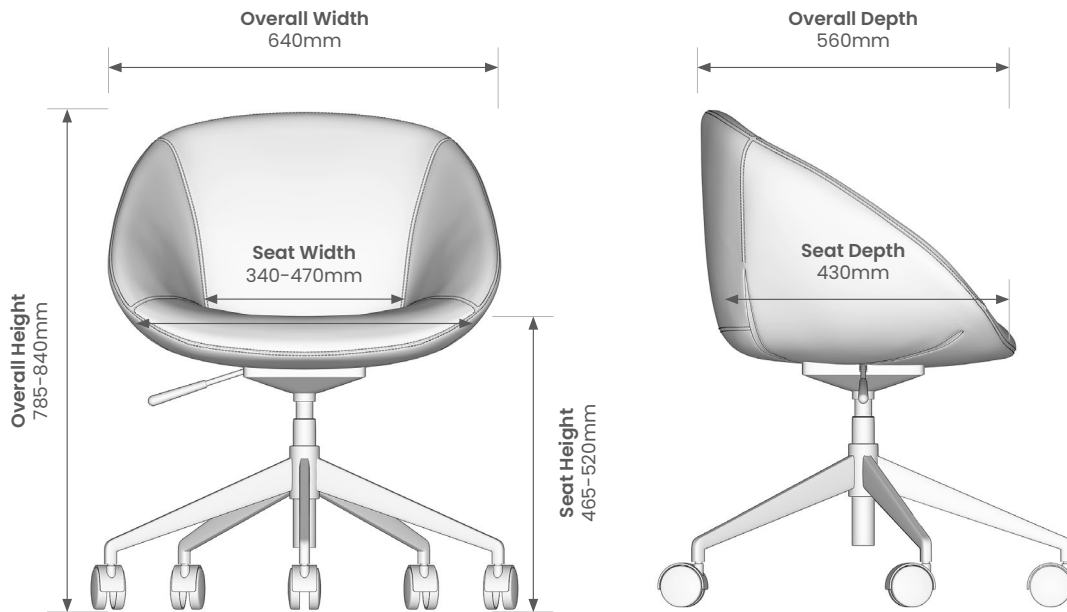


## Camellia Timber



# Dimensions

## Camellia Castor



# Fabric Options

